

Linear & Nonlinear

Name: _____

Decide whether the table, graph or equation represents a linear or nonlinear function. Explain.

1. _____

because:

x	0	1	2	3
y	4	8	12	16

2. _____

because:

x	1	2	3	4
y	1	2	6	24

3. _____

because:

x	6	5	4	3
y	21	15	10	6

4. _____

because:

x	-1	0	1	2
y	-7	-3	1	5

5. _____

because:

x	5	11	17	23
y	7	11	15	19

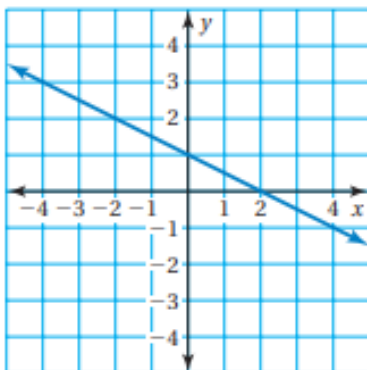
6. _____

because:

x	-3	-1	1	3
y	9	1	1	9

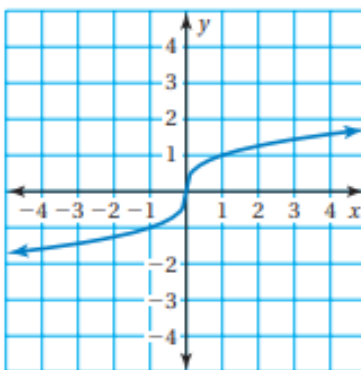
7. _____

because:



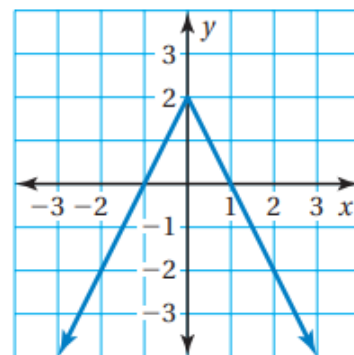
8. _____

because:



9. _____

because:



10. _____

because:

$$y = -\frac{2}{3}x + 7$$

11. _____

because:

$$y = 8x^2 + 2$$

12. _____

because:

$$y = 3$$